



Grass-Fed
Beef & Lamb
A Natural Choice



















LAU FAMILY FARM, LLC

PO BOX 337, Soda Springs, Idaho 83276
(208)547-3180 www.laufamilyfarm.com

For Office Use	
Order # _____	Date _____
Dep \$ _____	Date _____
Carcass # _____	Dt _____
Price \$ _____	V/\$ _____ P _____
Amt Owed \$ _____	
Delivered _____	

Whole or Half Lamb Cutting Instructions Form

The pictures of the Wholesale Cuts at the top of the chart show only half of the lamb. **When ordering a whole lamb, please make 2 choices or indicate you want 2 of the same cut.**

WHOLESALE																	
	SHANK		BREAST		SHOULDER		RACK		LOIN		SIRLOIN		LEG				
Pick One:  Shank <input type="checkbox"/> Whole <input type="checkbox"/> Sliced		Pick One:  Ribs <input type="checkbox"/> riblet <input type="checkbox"/> whole <input type="checkbox"/> grind meat		Pick One:  <input type="checkbox"/> Square Cut Shoulder (bone-in)  <input type="checkbox"/> Boneless Shoulder Roast  <input type="checkbox"/> Shoulder Chops _____ chops/pkg		Pick One:  Rack Roast <input type="checkbox"/> 1 Whole <input type="checkbox"/> 2 Half  <input type="checkbox"/> Rib Chops _____ chops/pkg		Loin Chops _____ chops/pkg  <input type="checkbox"/> Sirloin Steaks _____ steaks/pkg  <input type="checkbox"/> Kabob		Pick One:  Bone In Leg <input type="checkbox"/> 1 Whole <input type="checkbox"/> 2 Half  Boneless Leg <input type="checkbox"/> 1 Whole <input type="checkbox"/> 2 Half  <input type="checkbox"/> Center Cut Leg Steaks _____ steaks/pkg		<p>Would you like (either or both)? Stew Meat Ground Lamb <input type="checkbox"/> Y or N <input type="checkbox"/> Y or N</p> <p>Would you like sausage seasonings added to your ground lamb? Available Flavors: <input type="checkbox"/> Hot Italian <input type="checkbox"/> Mild Italian <input type="checkbox"/> American (Breakfast) <input type="checkbox"/> Maple</p>		<p>All Shoulder Roasts will be approx. 2-3 lbs each unless you specify otherwise below: <input type="checkbox"/> 1-2 lbs <input type="checkbox"/> 3-4 lbs</p>		<p>All Chops will be cut 1" thick unless you specify otherwise below: <input type="checkbox"/> 1/2" <input type="checkbox"/> 3/4" <input type="checkbox"/> 1-1/2"</p>	

Plastic Wrap and White Paper Packaging

Whole Lamb Half Lamb

Which Organs would you like: Heart Liver Kidneys

Name: _____

Street Address: _____

City, State, Zip Code: _____

Phone number: _____ Daytime Phone Number: _____

Email Address: _____

Special Instructions For Butcher: _____

